

Service Description

For many applications, Whole Exome Sequencing is gaining popularity as a viable and cost-effective alternative for Whole Genome Sequencing. BGI has performed professional exome sequencing services for many years at several locations around the world, to support human and animal (rodents and monkeys) research and to benefit small and large-scale clinical trials and pharmaceutical drug development projects.

Besides raw sequencing data output, BGI offers standard and custom bioinformatics services to suit your specific research needs.

Sequencing Service Specification

BGI Human Exome Sequencing Service are performed with the DNBSEQ sequencing technology, featuring cPAS and DNA Nanoballs(DNB™) for superior data quality.



Sample Preparation and Services

- Agilent Sureselect or BGI or IDT xGen exome kit for library construction and enrichment, 100/150bp paired-end sequencing options available
- Clean data and advanced bioinformatics analysis are available in standard file formats
- Standard and custom bioinformatics data analysis
- Available data storage and bioinformatics applications



Sequencing Quality Standard

- Guaranteed ≥85% of bases with quality score of ≥Q30
- Standard sequencing coverage ≥50X; ≥100x is recommended for cancer samples

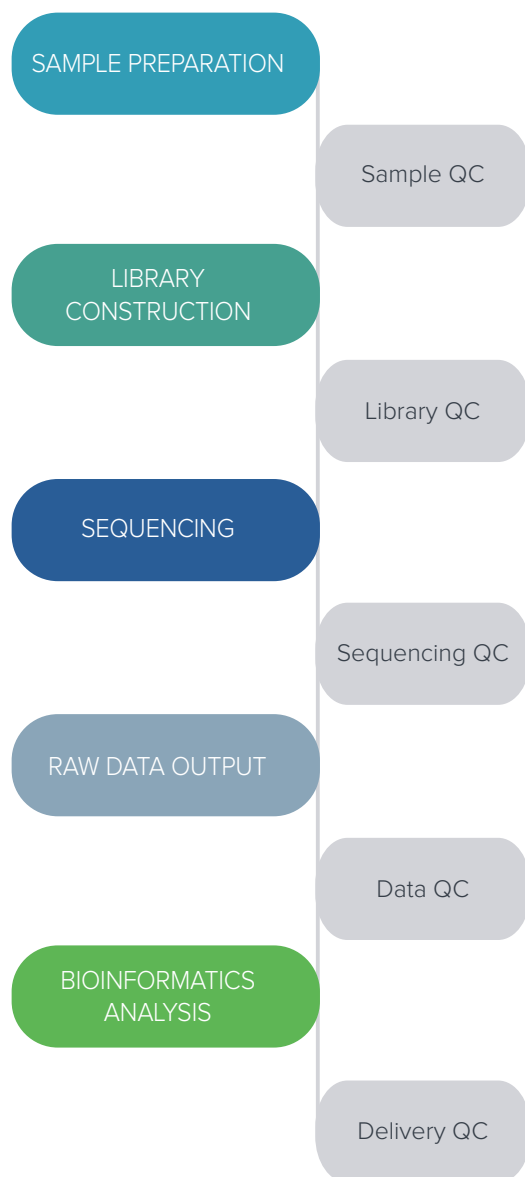


Turn Around Time

- Typical 25 days after sample acceptance for data delivery
- 10 days for rapid delivery service

Project Workflow

We care for your samples from the start through to the result reporting. Highly experienced laboratory professionals follow strict quality procedures to ensure the integrity of your results.



Data Analysis

Besides clean data output, BGI offers a range of standard and customized bioinformatics pipelines for your whole exome sequencing project.

Reports and output data files are delivered in industry standard file formats: BAM, VCF, .xls, .png

STANDARD CANCER MUTATION ANALYSIS

- Data Filtering and QC
- Align reads to the human reference genome
- Germline SNP/InDel detection
- Somatic SNV detection
- Somatic InDel detection
- Somatic CNV detection
- Susceptibility gene screening
- Verification of homology of paired samples
- Tumor purity and ploidy analysis
- Mutation spectrum and Mutation signature analysis

ADVANCED CANCER MUTATION ANALYSIS

- High frequency mutation gene statistics and pathway enrichment analysis
- High frequency mutation gene correlation analysis (MRT)
- Visual display of mutations
- Driving gene prediction
- Single-sample tumor cloning analysis
- Tumor mutation burden analysis
- Microsatellite instability

OTHER AVAILABLE ADVANCED ANALYSIS

- Population genetics analysis
- Complex disease analysis
- Mendelian disease analysis
- *De novo* mutation analysis for family samples
- Tumor neoantigen prediction

CUSTOMIZED ANALYSIS

Further customization of Bioinformatics analysis to suit your unique project is available:

Please contact your BGI technical representative

Sample Requirements

We can process your gDNA, Blood, Cell line, Fresh frozen tissue samples from a variety of species, with the following general requirements:

SAMPLE TYPES	DNA AMOUNT AND CONCENTRATION	MINIMUM SAMPLE VOLUME
gDNA	Intact genomic DNA $\geq 1\mu\text{g}$, Concentration $\geq 12.5\text{ng}/\mu\text{l}$	$\geq 15\mu\text{l}$

DNBSEQ Sequencing Technology

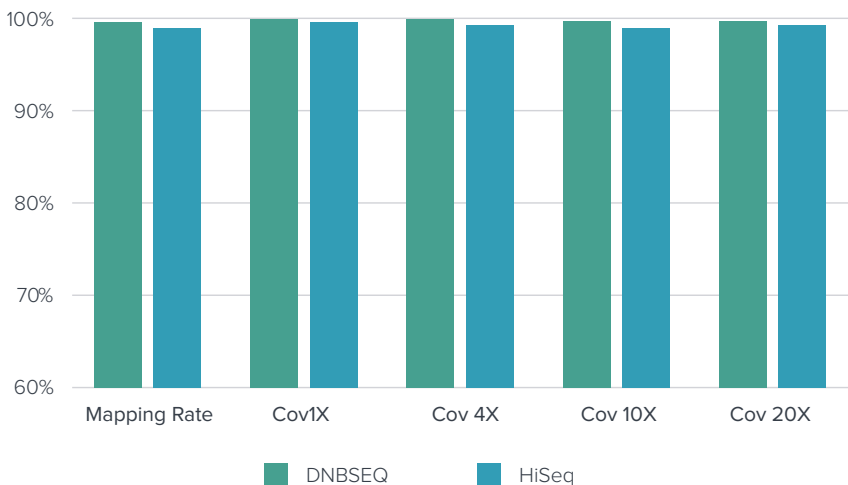
DNBSEQ system is an industry leading high-throughput sequencing solution, powered by combinatorial Probe-Anchor Synthesis (cPAS) and improved DNA Nanoballs (DNB™) technology. The cPAS chemistry works by incorporating a fluorescent probe to a DNA anchor on the DNB™, followed by high-resolution digital imaging. This combination of linear amplification and DNB™ technology reduces the error rate while enhancing the signal. In addition, the size of the DNB™ is controlled in such a way that only one DNB™ is bound per active site. This patterned array technology not only provides sequencing accuracy, but it also increases the chip utilization and sample density.

Sequencing Technology References

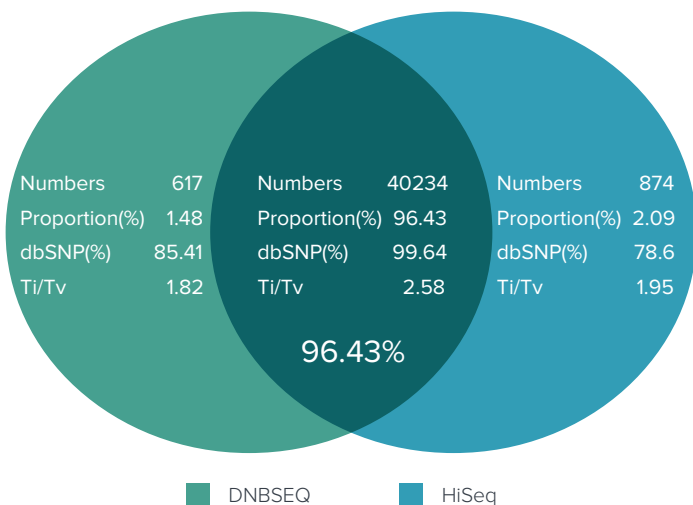
Drmanac R, Sparks AB, Callow MJ, Halpern AL, Burns NL, Kermani BG, Carnevali P et al. Human genome sequencing using unchained base reads on selfassembling DNA nanoarrays. Science. 2010;327(5961):78–81.

Data Performance

Following is an example of typical DNBSEQ data output for a 100X WES project with standard sample NA12878, compared with data from the Illumina HiSeq 4000 system.

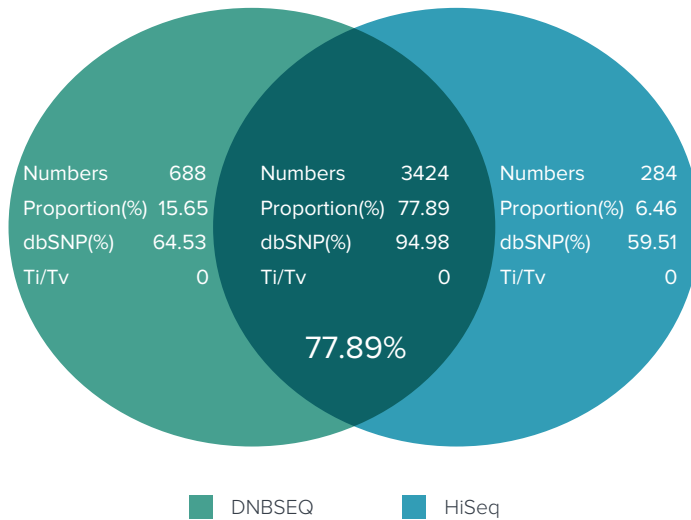


Bar-Graph showing the mapping rate and sequencing coverage of the samples using DNBSEQ and Illumina HiSeq 4000 platform of 100X WES.



SNP calling performance from the NA12878 standard sample demonstrates good concordance between platforms

SNP ANALYSIS	DNBSEQ	HiSeq
PRECISION	76.95%	76.44%
SENSITIVITY	95.53%	95.50%



InDel calling performance from the NA12878 standard sample demonstrates good concordance between platforms.

InDel ANALYSIS	DNBSEQ	HiSeq
PRECISION	74.04%	79.77%
SENSITIVITY	87.60%	84.93%

*Full demonstration data reports are available through your BGI account representative.

Request Information or Quotation

Contact your BGI account representative for the most affordable rates in the industry, to discuss how we can meet your specific project requirements or for expert advice on experiment design, from sample to bioinformatics.

info@bgi.com
www.bgi.com

Contact Us

BGI Americas
One Broadway, 14th Floor
Cambridge, MA 02142,
USA
Tel:+16175002741

BGI Europe
Ole Maaløes Vej 3,
DK-2200 Copenhagen N,
Denmark
Tel:+4570260806

BGI Asia
16 Dai Fu Street,
Tai Po Industrial Estate,
New Territories, Hong Kong
Tel:+85236103510

BGI Australia
L6, CBCRC, 300 Herston
Road, Herston, Brisbane,
Queensland 4006, Australia
Tel: +61 (07) 3362 0475



BGI Genomics BGI_Genomics

Copyright ©2020 BGI. The BGI logo is a trademark of BGI. All rights reserved.

All brand and product names are trademarks or registered trademarks of their respective holders.

Information, descriptions and specifications in this publication are subject to change without notice.

DNBSEQ is a trademark of MGI CO. Ltd.

Published Sep 2020.All Services and Solutions are for research use only.

DNBSEQ services are executed at out service laboratory in China

